



# JAWAHAR CUSTOMS

OFFICE OF THE CHIEF COMMISSIONER OF CUSTOMS, MUMBAI CUSTOMS ZONE-II,  
JAWAHARLAL NEHRU CUSTOM HOUSE, NHAVA SHEVA, URAN, RAIGAD, PIN CODE - 400707

## CUSTOM BROKER EODB SCORECARD FOR JULY 2021

### Customs Broker:

Name : GVP FORWARDER PVT. LTD.  
Number : AACCG9707FCH001  
Port : INNSA1

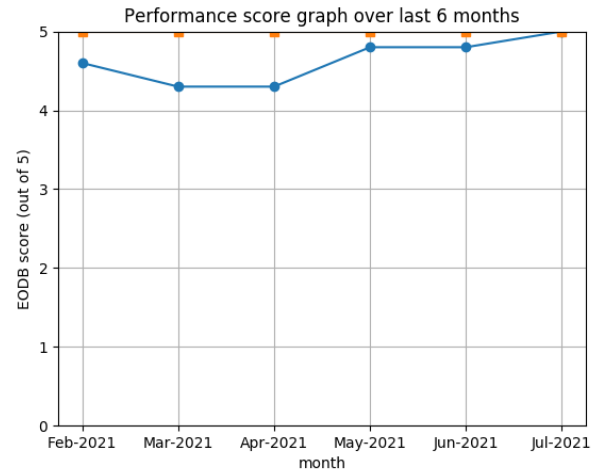
EODB Score for Jul 2021

**5.0/5**

(Top score for Jul 2021 is 5.0)

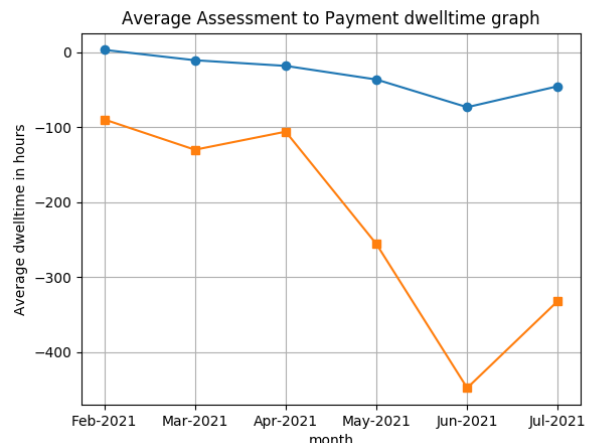
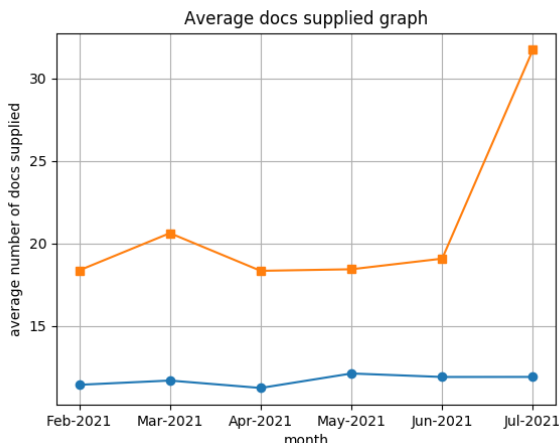
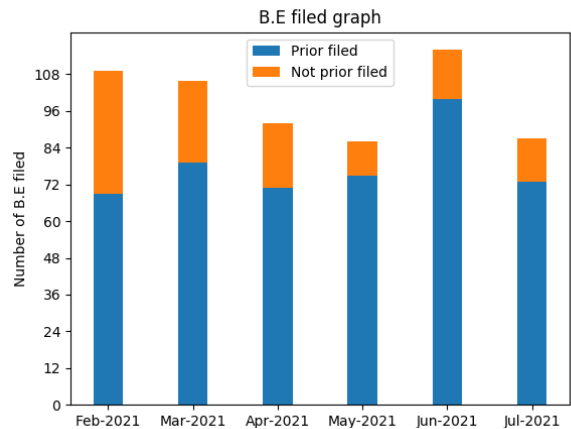
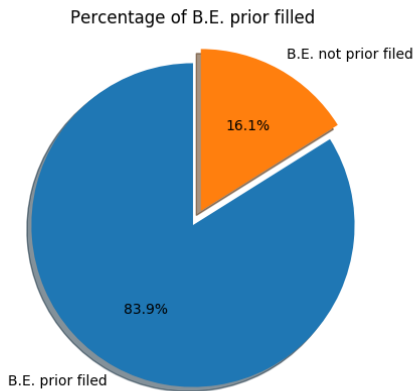
### Introduction:

As part of its EODB initiatives, it has been the endeavour of JNCH to sensitise all stakeholders, including Customs officers, brokers and PGAs, involved in clearance of goods, about facilitation measures taken to reduce release time and cost of clearance. In order to foster healthy competition among brokers, who play a vital role in ensuring the success of these initiatives, TRS, 2019 has also listed the CBs clearing goods in minimum time and filing the maximum number of advance B/E. In order to 'nudge' the Customs brokers, towards deeper adoption of these measures as also to support them further in evaluating their own performance in reducing release time and cost, JNCH has created 'EODB Score Card'. The EODB scoring model is a quantitative indicator based on four crucial parameters i.e. the number of Advance/Prior Bs/E filed, the average number of E-sanchit documents uploaded per B/E, average time taken from assessment to duty payment and average time taken from duty payment to registration.



### Stats for the month of July 2021:

Total B.E. cleared : 87	Total esanchit docs uploaded : 1036	Avg. Assessment to Payment : -45.17 hrs
Total Prior B.E. cleared : 73	Avg. Docs per B.E filed : 11.91	Avg. Payment to Registration : 18.60 hrs

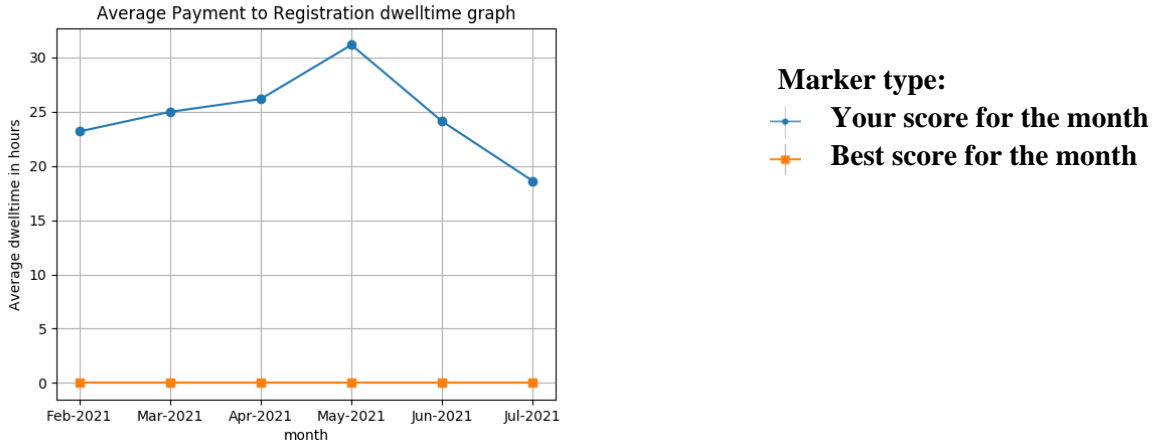




# JAWAHAR CUSTOMS

OFFICE OF THE CHIEF COMMISSIONER OF CUSTOMS, MUMBAI CUSTOMS ZONE-II,  
JAWAHARLAL NEHRU CUSTOM HOUSE, NHAVA SHEVA, URAN, RAIGAD, PIN CODE - 400707

## CUSTOM BROKER EODB SCORECARD FOR JULY 2021



### Parameters used for calculating the EODB score:

The EODB score is calculated on a scale of 5. The score is weighted average of four parameters listed below.

- Advance / Prior BE %
- Avg No of E-sanchit Documents per B/E
- Assessment to Payment Dwell time
- Payment to Registration Dwell time

Prior BE (PBE)		e-Sanchit Document (eSD)		Assessment to Payment Dwell time (A2PDT)		Payment to Registration Dwell time (P2RDT)	
% of prior BE filed		Avg. no. of documents uploaded per BE		Avg. no. of hours for clearance		Avg. no. of hours for clearance	
< 10	0	< 2	0	> 50 hrs	0	> 96 hrs	0
10 < 20	1	2 < 3	1	40 > 50	1	72 > 96	1
20 < 40	2	3 < 4	2	30 > 40	2	48 > 72	2
40 < 60	3	4 < 5	3	20 > 30	3	36 > 48	3
60 < 80	4	5 < 6	4	10 > 20	4	24 > 36	4
>= 80	5	>= 6	5	<= 10	5	<= 24	5

$$\text{Total EODB Score} = \text{PBE} * 0.4 + \text{eSD} * 0.25 + \text{A2PDT} * 0.1 + \text{P2RDT} * 0.25$$